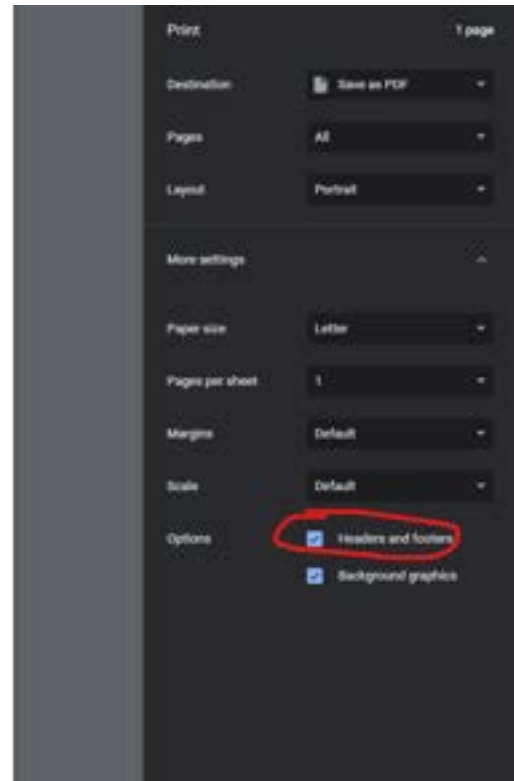
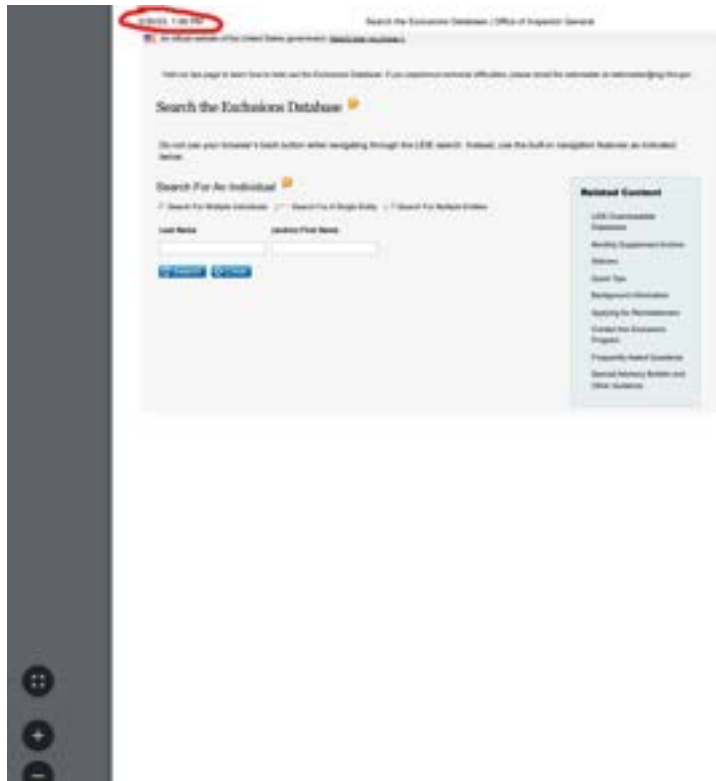


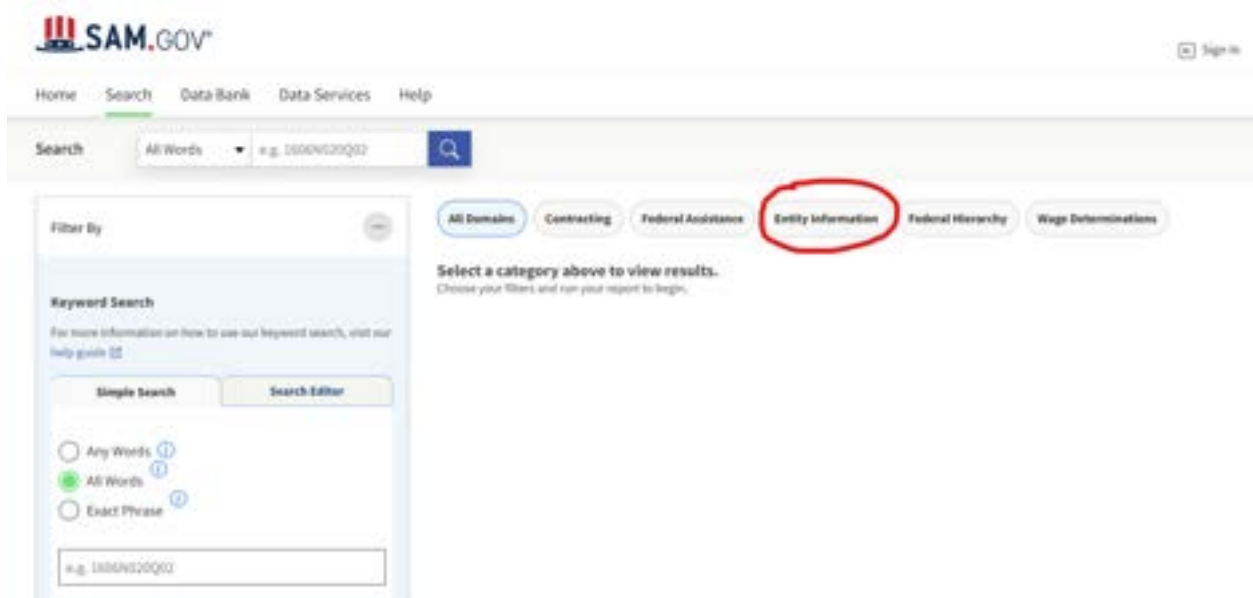
Exclusion Checks

Make sure you turn on your headers and footers when you print from the website to have the dates that you did the checks.



SAM Checks:

<https://sam.gov/content/home>



Search e.g. 1506N120Q02

Filter By

Keyword Search
For more information on how to use our keyword search, visit our [help guide](#).

Simple Search **Search Editor**

☐ Any Words ¹

☒ All Words ²

☐ Exact Phrase ¹

[Entity Information](#) < [Entities](#) [Disaster Response Registry](#) [Responsibility / Qualification](#) [Exclusions](#) >

Select a category above to view results.
Choose your filters and run your report to begin.

Search e.g. 1506N120Q02

Filter By

Keyword Search
For more information on how to use our keyword search, visit our [help guide](#).

Simple Search **Search Editor**

☐ Any Words ¹

☒ All Words ²

☐ Exact Phrase ¹

Classification ☒

Excluded Individual ☐

Excluded Entity ☐

[Entity Information](#) < [Entities](#) [Disaster Response Registry](#) [Responsibility / Qualification](#) [Exclusions](#) >

No matches found

We couldn't find a match for your search criteria.
Please try another search or go back to previous results.

[Go Back](#)

Office of Inspector General Check:

<https://exclusions.oig.hhs.gov/default.aspx?AspxAutoDetectCookieSupport=1>

The screenshot shows the official website of the Office of Inspector General, U.S. Department of Health & Human Services. The page is titled "REPORT FRAUD" and features a navigation bar with links to Home, FAQs, FOIA, Contact, HEAT, Download Reader, and social media icons. The main header includes the OIG seal and the text "Office of Inspector General U.S. Department of Health & Human Services". A search bar is located in the top right corner.

The main content area is titled "Search the Exclusions Database" and includes a warning: "Do not use your browser's back button while navigating through the LEIE search. Instead, use the built-in navigation features as indicated below." Below this, there is a section for "Search For An Individual" with three radio button options: "Search For Multiple Individuals" (selected), "Search For A Single Entity", and "Search For Multiple Entities".

Under the "Search For Multiple Individuals" option, there are two input fields: "Last Name" and "(and/or) First Name". Below these fields are "Search" and "Clear" buttons.

On the right side of the page, there is a "Related Content" sidebar with a list of links: "LEIE Downloadable Databases", "Monthly Supplement Archive", "Waivers", "Quick Tips", "Background Information", "Applying for Reinstatement", "Contact the Exclusions Program", "Frequently Asked Questions", and "Special Advisory Bulletin and Other Guidance".

<https://www.michigan.gov/mdhhs/doing-business/providers/providers/billingreimbursement/list-of-sanctioned-providers>

[List of Sanctioned Providers \(XLSX\)](#) [List of Sanctioned Providers \(PDF\)](#)

DO NOT search first AND last name.

[illegible]

National Sex offender registry check

<https://www.nsopw.gov/>

At main screen search by name, enter first and last name then click name search button



The screenshot shows the top section of the NSOPW website. At the top left is the DRU SIOGIN logo. To its right is the text "DRU SIOGIN NATIONAL SEX OFFENDER PUBLIC WEBSITE". Further right is a search bar with a magnifying glass icon. Below the header is a navigation menu with links: Home, Search Public Sex Offender Registries, Safety and Education, About NSOPW, FAQs, About DRU, and Expired. The main banner area has a blue background with the "SMART" logo (Office of Sex Offender Supervision, Monitoring, Apprehending, Registering, and Tracking) and the text "Search NSOPW". Below this, it says "Search sex offender registries for all 50 states, the District of Columbia, U.S. Territories, and Indian Country." and "122,954,848 searches since 1/1/2025. See more".



The screenshot shows the search interface of the NSOPW website. It is divided into three main sections: "SEARCH NSOPW", "SEARCH BY NAME", and "SEARCH BY LOCATION". The "SEARCH NSOPW" section on the left contains the text "Search sex offender registries for all 50 states, the District of Columbia, U.S. Territories, and Indian Country." and an "Advanced Search" button. The "SEARCH BY NAME" section in the middle has two input fields: "First Name (Required)" and "Last Name (Required)", followed by a "Name Search" button. The "SEARCH BY LOCATION" section on the right has three input fields: "Address (Required)", "City/Town (Required)", and "Alabama" (with a dropdown arrow), followed by a "1 Mile" (with a dropdown arrow) and a "Location Search" button.



ABOUT DRU

The Drs Siodin National Sex Offender Public Website was named to honor the memory

Result page will show like the one below-print this page


Search Public Sex Offender Registries

⚠ Warnings
The search for the following jurisdiction(s): IA timed out.

Showing Results For:
First Name: Yogi, **Last Name:** Bear, **State/Territory:** All, **Indian Country:** All
Search performed: 12/18/2025, 4:01:05 PM Eastern Standard Time [Print](#)

Show 5 entries

Showing 1 to 1 of 1 entries

Offender	Age	Aliases	Address
ISAACS, TORREY RICHARD 	38	ISSACS, TORREY G ISAACS, TORREY ISSACS, TORREY R ISAACS, TOREY R ISAACS, TOREY BEAR, YOGI	

Showing 1 to 1 of 1 entries

Michigan sex offender registry check

<https://mspsor.com/>

At main screen click box to search for offenders



The screenshot shows the homepage of the Michigan Sex Offender Registry. At the top left, it says "Michigan Sex Offender Registry" and "Michigan State Police". At the top right, there are links for "Search Registry" and "Email". The main content area has a dark blue header with the word "Welcome" and a paragraph explaining the registry's purpose. Below this, there are several paragraphs of text providing more details about the registry, including its history and the types of information it contains. At the bottom of the main content area, there is a green button that says "Click Here to Search for Offenders in your Area".

Enter name of person to search and select search button



The screenshot shows the search page of the Michigan Sex Offender Registry. It has a dark blue header with the word "Search" and a paragraph explaining the registry's purpose. Below this, there are two main search sections: "Search the Registry" and "See a Neighborhood Map". The "Search the Registry" section has fields for "First Name", "Last Name", "or Registration # / MDOC #", "Street Address", "City", "County", and "ZIP Code". The "See a Neighborhood Map" section has fields for "Street Address", "City", "ZIP Code", "Radius", and "County". Both sections have "Search" and "Reset" buttons. On the right side, there is a "Other Search Options" section with links to "Show list of all published offenders", "Show list of all incarcerated offenders", and "Show list of all non-compliant offenders". Below this, there is a "Experiencing Problems?" section with a link to "Contact us at 1-877-241-1888 if you are experiencing technical problems using this site".

Result screen will show, print this page



Search Results

[Return to search](#)

Search Criteria

First Name
Last Name
Registration Number
Address
City
County
Zip

Print

Showing 0 to 0 of 0 entries

[Image](#) [Compliance](#) [Name](#) [Age](#) [Sex](#) [City](#) [Zip](#) [County](#) [Details](#)

No Search Results

Showing 0 to 0 of 0 entries

 **Reporting Problems?** Contact us at 817-241-1888 if you are experiencing technical problems or need assistance using this site.